





THE OFFICE PULSE

Every workplace has its own unique pulse. An ever-changing setup of work patterns, cultural behavior and office layouts. Pace, focus and work intensity shift throughout the day. We are digital, but we still need physical storage solutions, for personal- as well as shared items. And, as the last “personal base” to hold on to in the pulsating office. Meet EFG Pulse Storage.

ADAPTED TO MODERN STORAGE NEEDS

EFG Pulse, a storage family with clean design and a wide variety of materials and finishes. Even in a flexible and digital office environment there is a need for both personal and shared storage. Either placed near our own workstation, or in clustered units in the office landscape.



PERSONAL STORAGE FOR INDIVIDUAL WORK PATTERNS



The wide EFG Pulse range allows you to create a storage solution for every unique office space. Open storage, drawers and doors in different sizes can be combined into large or small solutions, placed in a cluster in the open office, along walls, by a personal workplace or used as a space divider. Plinths, legs and wheel-bases in different heights are available in a number of colours. All doors and drawers can be equipped with key-locks, code-locks or RFID-locks.

Selection of units:



S80D25C + SPL800



S16D35C + SPL1582



S80D36 + SMW800



RFID-locks available as standard, with optional programming. The system can be integrated with an existing RFID-system, such as entry doors etc.



Pulse personal storage unit in white pigmented ash veneer.

SPACE EFFICIENT SOLUTIONS



Sliding door storage units are perfect where space is limited or where doors left open could be an obstacle. The range includes traditional floor-standing cupboards as well as wall-hung, and top extension units. The doors can be equipped with key-locks or code-locks. Plinths, legs and wheel-bases in different heights are available in a number of colours.

Selection of units:



S12S3K + SPL1200



S80S2K + SMH800



S16S3HK+ SPL1600



1200 and 1600 units units can fit one or several drawer sets which can be equipped with key- code- or RFID lock in the top drawer (SD2S).



EFG Pulse's thin edge band provides a clean and distinct look.

NEAR-WORKSTATION STORAGE, CAN BE ADJUSTED TO FACE LEFT OR RIGHT



Towers in two heights and two depths for easy access next to the workstation. The single units have access from one side and can be switched from facing right to facing left. The shared unit has access from both sides with individual space on each side. All towers can be equipped with key-locks, code-locks or RFID-locks. All Tower versions and sizes can fit a drawer set which can be equipped with individual key-, code- or RFID-lock in the top drawer.

Selection of units:



S90T3RC



S80T3LK



S80T1RK



The single units can be supplied with metal top shelf for pencils and smaller items (S80TMI1/ S80TMI).

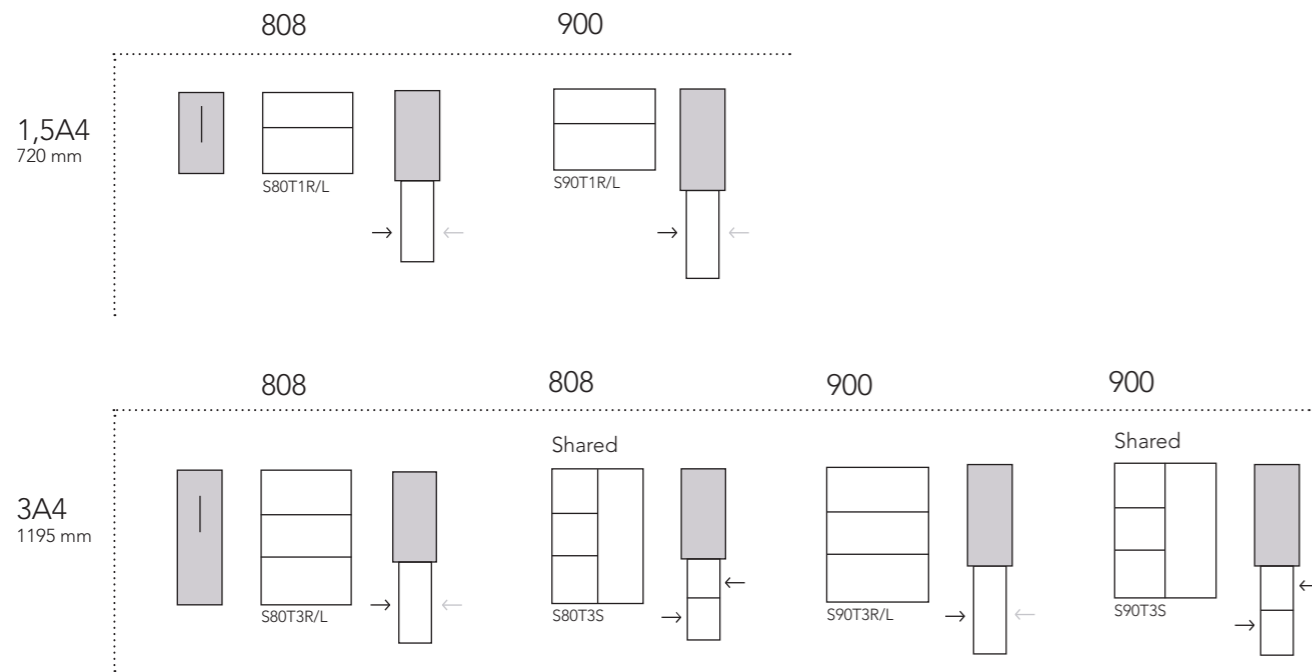


The shared towers with access to half a unit from each side, are divided by a thin metal wall. Drawer unit can be fitted on each side.

ASSORTMENT MODULES

TOWERS

Units in two heights and two depths. Width 400 mm. Right (R) and Left (L) units can easily be reversed to face the other direction. Shared units for access to half a unit from each side. Drawer set and other accessories available as option.



SLIDING DOORS

Units in two heights and three widths. Depth 400 mm. Choose a base from the list below; plinth, metal stand or wheel base. Drawer set and other accessories available as option.

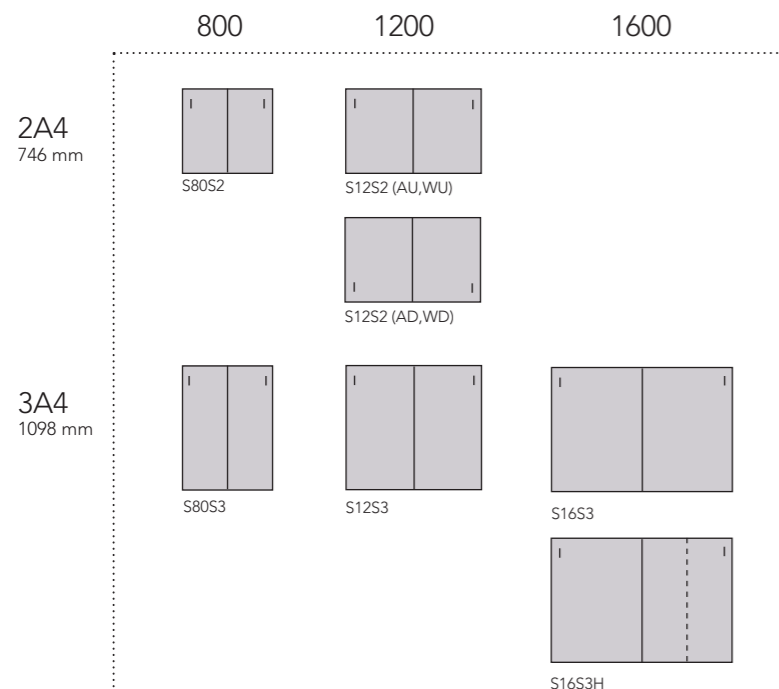
W - unit is also possible to mount on wall

A - unit is also possible to place on top of other unit.

D - handles placed on the lower part of the door.

U - handles placed on the upper part of the door, on units where low placement is possible.

H - incl wardrobe incl hanger.



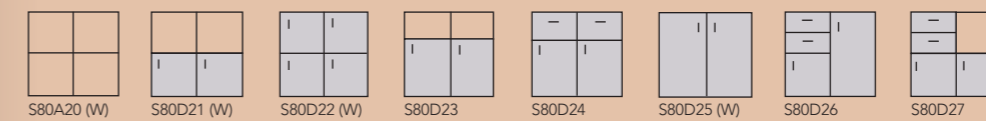
BASES

- Plinth Plastic Height 70 mm
- Plinth Laminate Height 70 mm
- Wheel base Height 94 mm
- Stand Metal low Height 94 mm
- Stand Metal high Height 235 mm

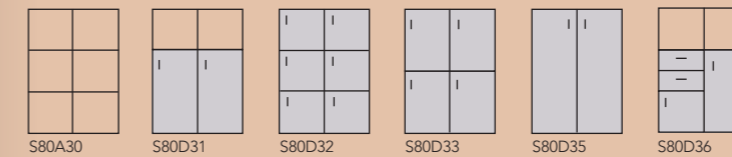
DOORS AND DRAWER COMBINATIONS

Units in three heights and three widths in various standard combinations of doors, drawers and open shelves. Depth 400 mm. Choose a base from the list below; plinth, metal stand or wheel base. Drawer set available as option. W - unit is also possible to mount on wall.

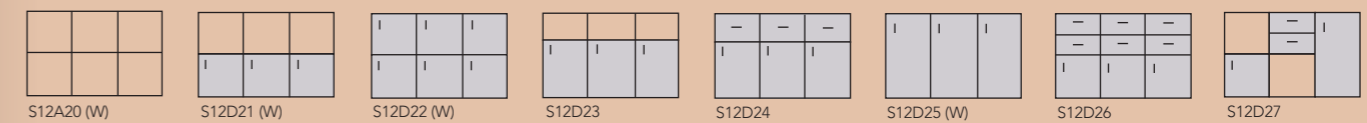
2A4 x 2 modules (h746 mm x w800 mm)



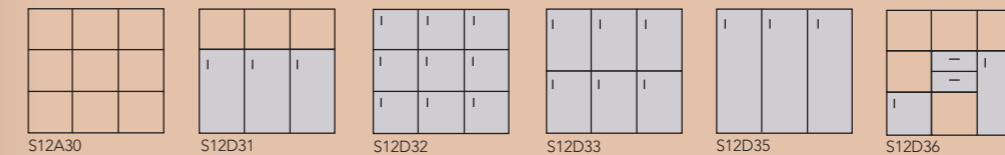
3A4 x 2 modules (h1098 mm x w800 mm)



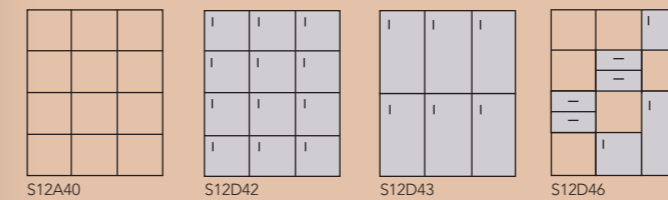
2A4 x 3 modules (h746 mm x w1191 mm)



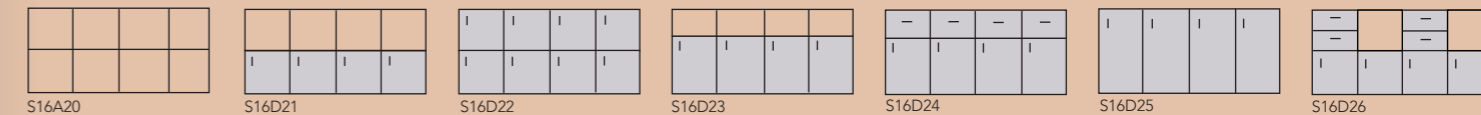
3A4 x 3 modules (h1098 mm x w1191 mm)



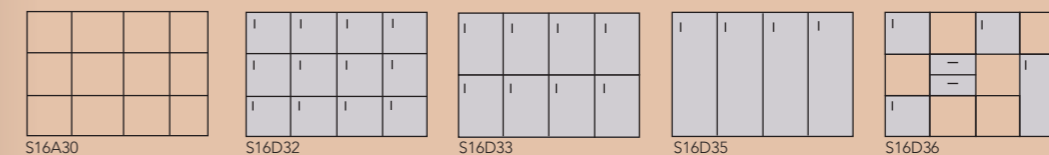
4A4 x 3 modules (h1450 mm x w1191 mm)



2A4 x 4 modules (h746 mm x w1582 mm)






3A4 x 3 modules (h1098 mm x w1582 mm)



MATERIALS AND FINISHES




FRONTS

Lacquer







		
TC · CORAL PINK NCS S 2030-Y60R	TD · DUSTY GREEN NCS S 4010-G70Y	TE · STEEL BLUE NCS S 6010-R90B

FRAME

Veneer



		
B5 · NATURAL BIRCH	R5 · NATURAL BEECH	A2 · ASH WHITE 2%

Laminate


		
MB · BIRCH	MR · BEECH	ME · OAK
		
MV · WHITE NCS 0502-G50Y	M6 · LIGHT GREY NCS 2201-G58Y	MA · ANTHRACITE NCS S800-N

PLINTH

Plastic

	
PV · WHITE NCS 0502-G50Y	PA · ANTHRACITE NCS S800-N

Laminate


MV · WHITE NCS 0502-G50Y


SHELVES, PARTITIONS AND BACKS*

* Exception: tower outer back on frame, which is MA when frame in MA.



HANDLES



Knob
Available on all Pulse units



Bail handle
Available on all Pulse units. Longer version on Towers



Recessed cup
Available only on Pulse sliding doors



BASES




Metal stand
Two heights, 94 mm and 235 mm, available on all Pulse units except Towers



Wheel base
Available on all Pulse units except Towers



LOCKS



Key lock
Available on all units



Code lock
Available on all units. White as standard, black on fronts in MA.



RFID lock
Available on all units except sliding doors.

EFG European Furniture Group is a leading European supplier of flexible interior solutions for offices and public environments with added values that build image and increase performance. EFG meets unique demands and needs by offering a complete range of furniture with design, sustainability and flexibility in focus. EFG is represented all over Scandinavia and in major parts of Europe.

